



DYFLOW 445

Max: 375 Kg / m²

THE EASIEST WAY FOR THE CARTON FLOW
LA FORMA MÁS SENCILLA PARA EL PICKING
DER EINFACHSTE WEG FÜR CARTON FLOW
LA FORME PLUS SIMPLE POUR LE CARTON FLOW




DYFLOW 890

Max: 330 Kg / m²

DINA LAGER[®]

● ● ● ● ROLLING SOLUTIONS

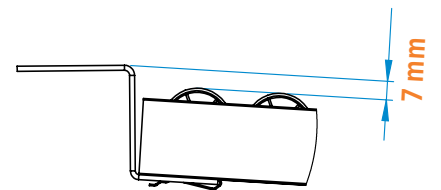
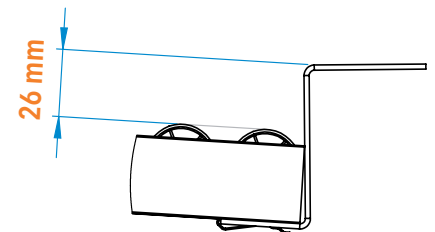
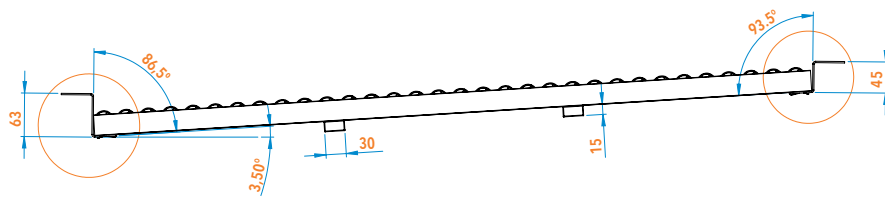
www.dinalager.com



DYFLOW 445

Max: 375 Kg / m²



X = 445 mm



DYFLOW 890

Max: 330 Kg / m²

X = 890 mm



DINALAGER[®]

● ● ● ● ROLLING SOLUTIONS

Carrer de l'Aire, 3 • Pol. Ind. Els Bellots
08227 TERRASSA Barcelona (EU)
Tel: +34 93 715 26 87 • Fax: +34 93 715 26 86
sales@dinalager.com • www.dinalager.com